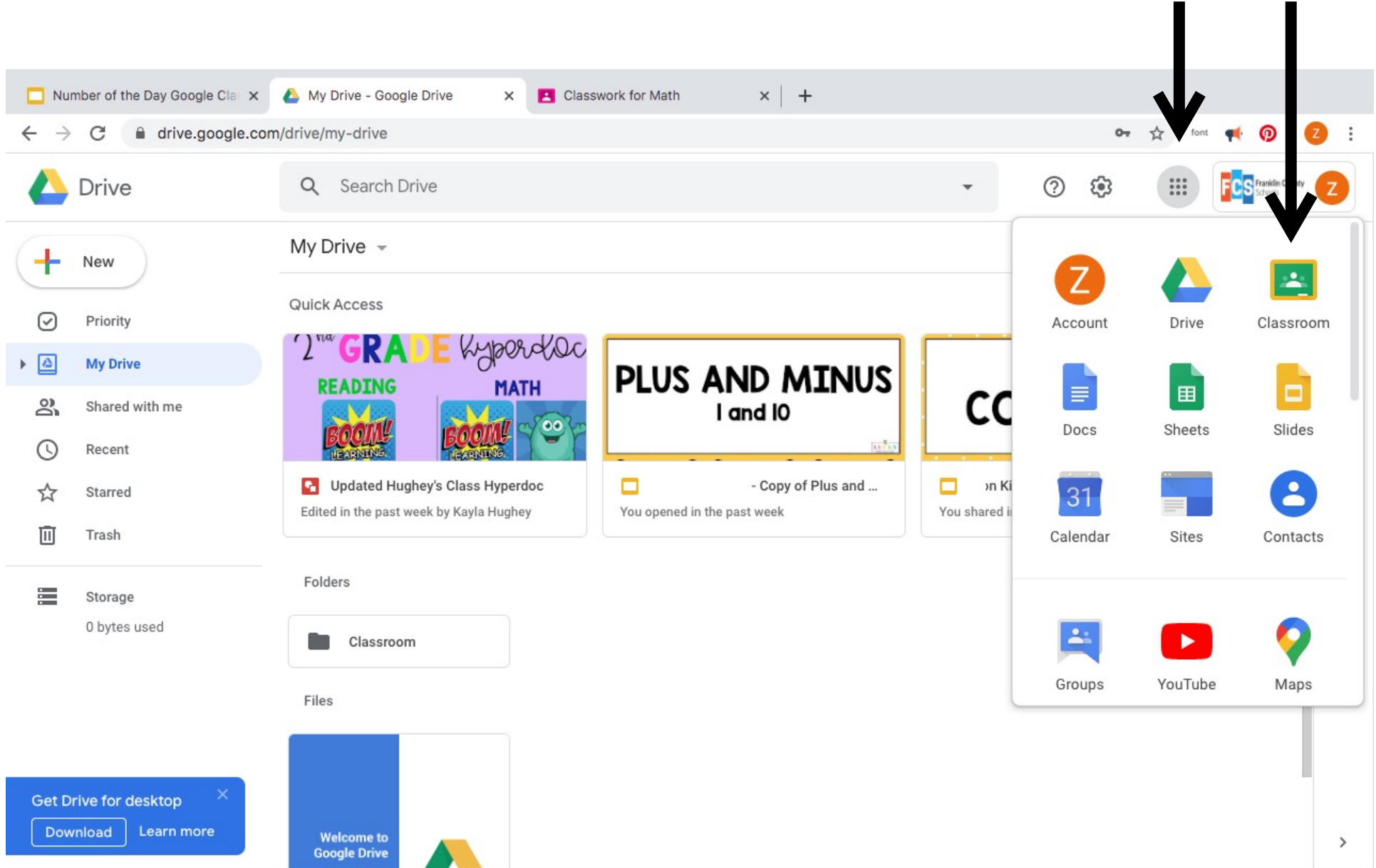


GOOGLE CLASSROOM DIRECTIONS

1. Check with your child's teacher for login information.
2. Once logged in click the array and select "classroom".



GOOGLE CLASSROOM DIRECTIONS

The screenshot shows the Google Classroom web interface. At the top, there's a browser tab bar with three tabs: "[Template] Number of the Day", "Inbox (4) - kaylahughey@fcsch", and "Classes". The address bar shows "classroom.google.com/u/2/h". Below the browser bar, the Google Classroom header includes the logo and a user profile icon labeled "E".

Four class cards are displayed in a grid:

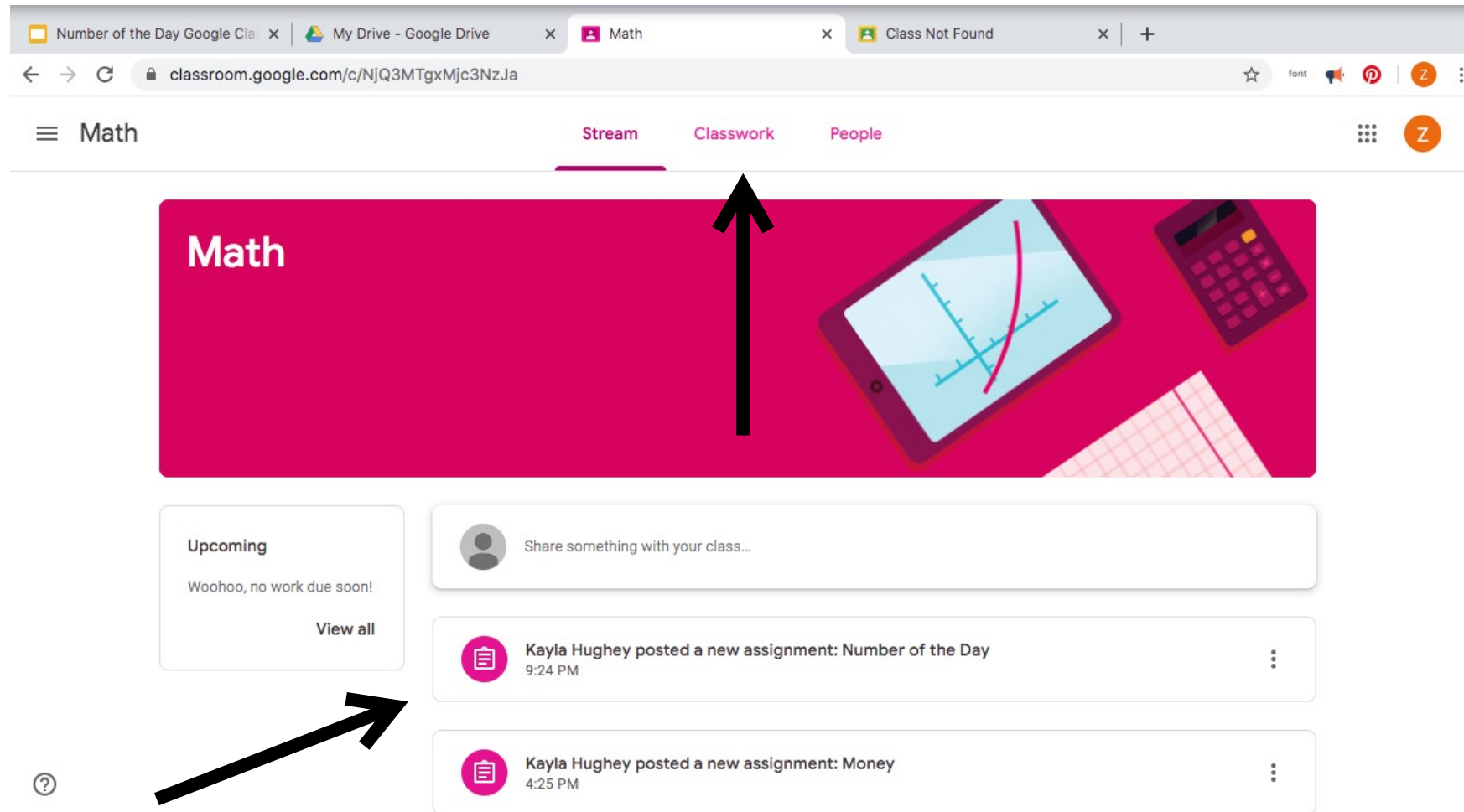
- Math** by Kayla Hughey. It has a pink header and a "Join" button.
- Science** by Kayla Hughey. It has a green header and a "Join" button. A black arrow points to this button.
- Wild Things** by Ms. Hughey's Class, Kayla Hughey. It has a purple header and a "Join" button.
- Enrichment 19-20** by Brittney Ballon. It has a purple header and a "Join" button.

Each class card features a circular logo that says "Ms. HUGHEY'S Wild Things".

In the top right corner of the classroom interface, there is a "+" button. A black arrow points to this button.

3. Select "join". OR click "+" to enter class code.

GOOGLE CLASSROOM DIRECTIONS



4. Choose "classwork" and then select an activity.

GOOGLE CLASSROOM DIRECTIONS

The screenshot shows a Google Classroom interface. At the top, there's a browser tab bar with four tabs: 'Number of the Day Google Cla...', 'My Drive - Google Drive', 'Number of the Day', and 'Class Not Found'. Below the tabs is the address bar showing the URL 'classroom.google.com/c/NjQ3MTgxMjc3NzJa/a/NjQ3MjUwMTIzOTha/details'. The main header area includes a hamburger menu, the word 'Math', and a profile icon with the letter 'Z'. The assignment title 'Number of the Day' is displayed in pink, with '100 points' to its right. Below the title, the teacher's name 'Kayla Hughey' and the time '9:24 PM' are shown. A description reads: 'Complete one number of the day activity each day while we are out.' There is a 'Class comments' section with a text input field 'Add class comment...' and a submit button. On the right side, the 'Your work' panel is visible, showing a 'Google Slides' link with a close button. Below this is a '+ Add or create' button and a 'Turn In' button. The 'Private comments' section at the bottom right has a text input field 'Add private comment...' and a submit button. A large black arrow points from the 'Add class comment...' input field to the 'Google Slides' link in the 'Your work' panel.

5. Select Google Slides link under “your work”.

YOU MAY HAVE TO WAIT FOR IT TO LOAD

GOOGLE CLASSROOM DIRECTIONS

The screenshot shows a Google Classroom presentation slide titled "Number of the Day". The slide features a central number 216 in a pink box, surrounded by four yellow boxes labeled "type". Above the number is a word search puzzle with the words "NUMBER OF THE DAY". To the right of the number is a place value chart with columns for Hundreds, Tens, and Ones. Below the number is a diagram showing the expanded form of 216 using base ten blocks: 2 hundreds, 1 ten, and 6 ones. A red arrow points to the 6 ones blocks with the text "Use these blocks to represent the number!". At the bottom, there is a sentence: "type + type + type = type". The slide is part of a presentation titled "Number of the Day Google Classroom Master" and is currently on slide 6 of 10.

NUMB E R O F
T H E D A Y

-100

-10

+10

+100

type

type

216

type

type

type

Hundreds

Tens

Ones

Use these blocks to represent the number!

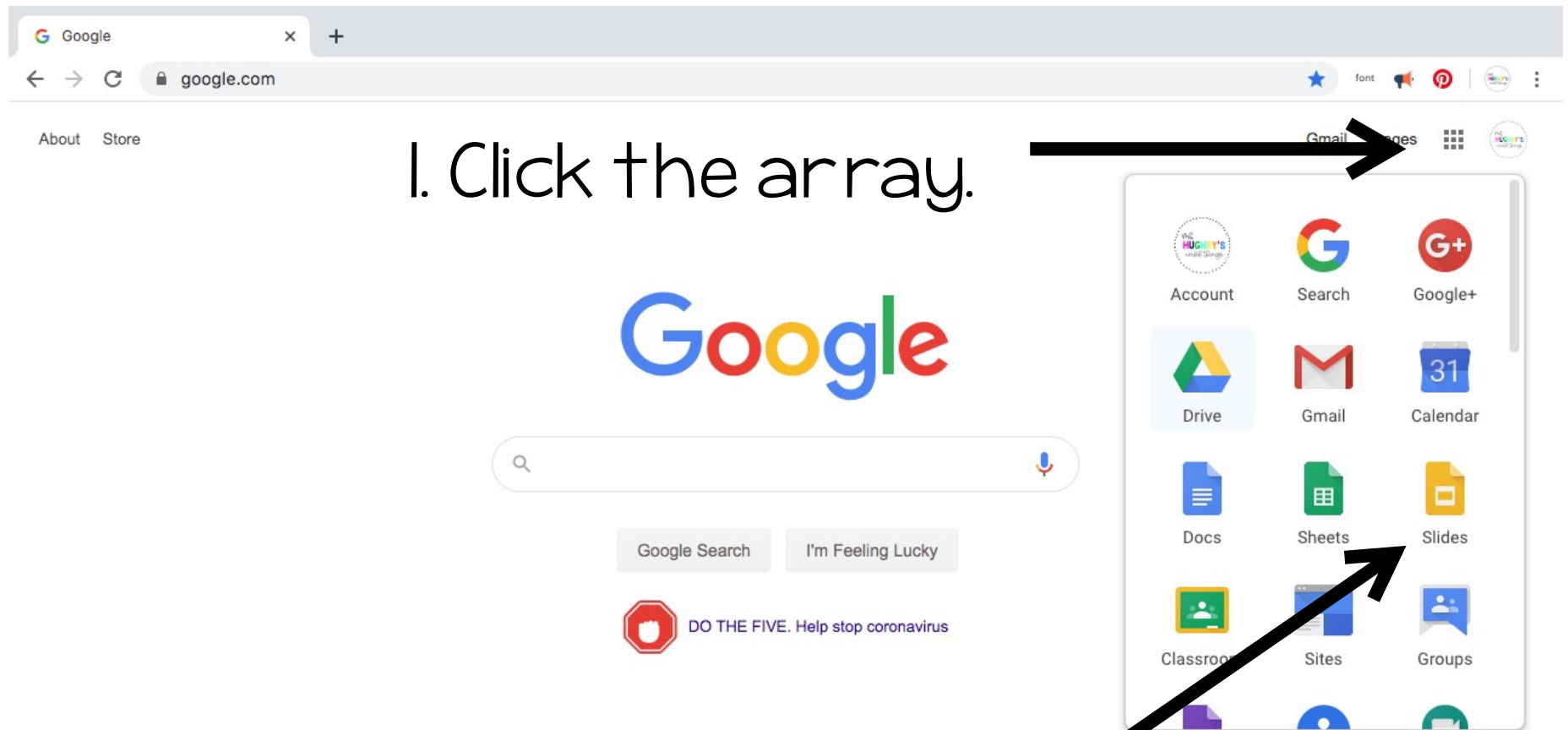
Expanded Form

type + type + type = type

6. Your assignment is ready! Slides are able to be manipulated and work saves automatically!

GOOGLE CLASSROOM DIRECTIONS

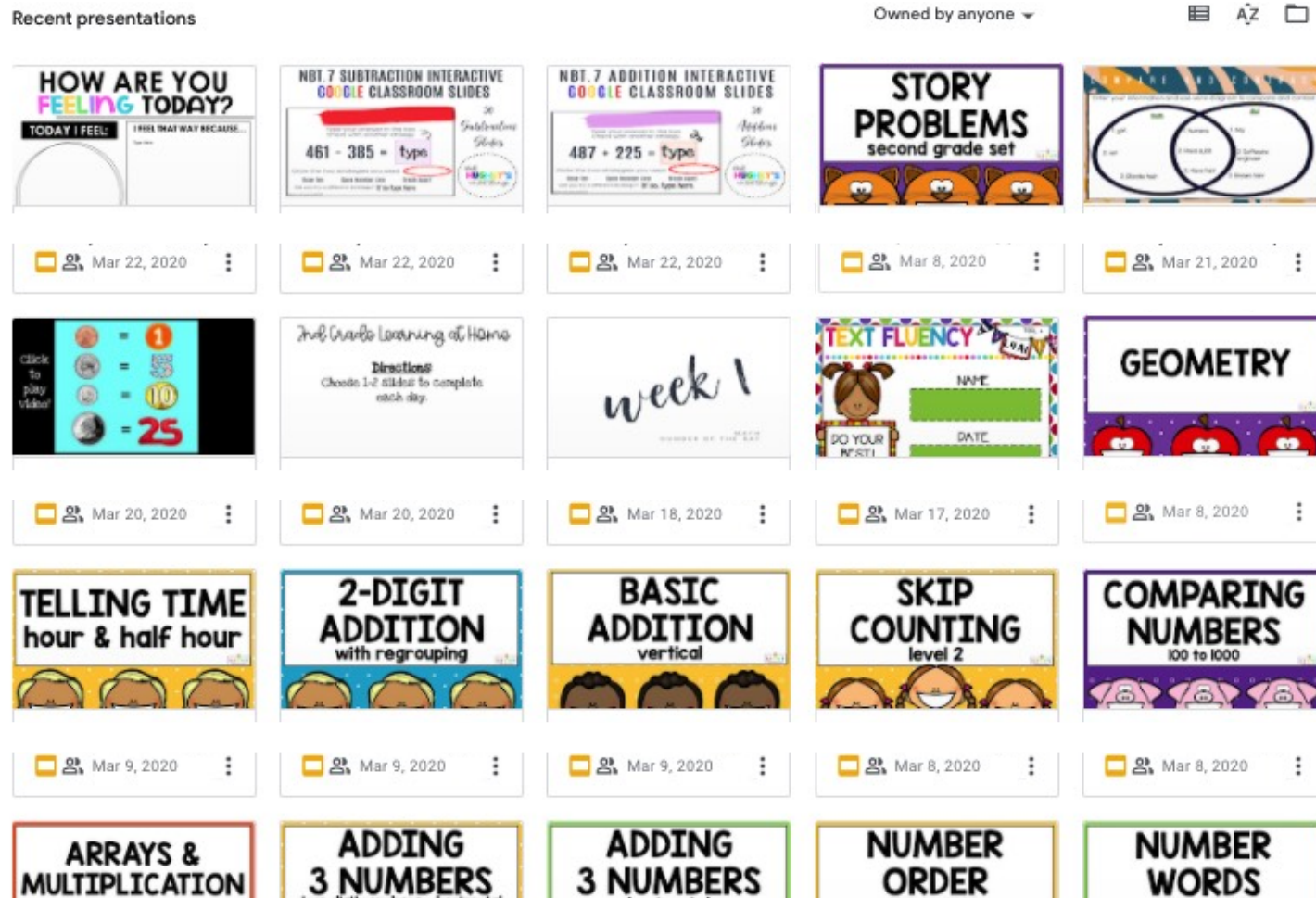
HELPFUL TIP: If you do not fully complete an assignment and want to visit it another day follow these steps.



1. Click the array.

2. Select "Slides"

GOOGLE CLASSROOM DIRECTIONS



ALL OF YOUR PREVIOUSLY OPENED SLIDES WILL BE AVAILABE HERE.

THIS STEP WILL AVOID MAKING COPIES OF YOUR ASSIGNMENT.

Thanks for downloading!

DID YOU FIND THIS PRODUCT USEFUL?

Do you know you can receive Free TPT credits just for leaving feedback on products you've downloaded? Be sure you leave feedback on this product!

Copyright © Ms. Hughey's Wild Things 2019

All rights reserved by author.

Permission to copy for single use classroom only.

