

WELCOME TO COFFEE WITH THE PRINCIPAL

Mrs. Pamela Spindel
Principal, Ignacio Cruz



AGENDA

- Welcome
- Potty Training
- Attendance
- Social Media Pages
- Changes in Information
- Upcoming Important Calendar Information

Potty Training

- ❑ Parents play a key role: direct, motivate, reinforce
- ❑ Before starting: see your pediatrician to check for developmental readiness
- ❑ Watch your child for readiness clues
- ❑ Coordinate your plan with other caregivers like babysitters
- ❑ Start a routine with regular reminders during the day, night and after meals
- ❑ Introduce your child to the “potty” - it is more secure than an adult size toilet
- ❑ Let your child flush the toilet if they want to - sometimes the sound is “scary”
- ❑ Dress your child in loose, easy to remove clothing
- ❑ Be patient and set aside time to work with your child
- ❑ “Setbacks and accidents” are to be expected and are normal
- ❑ Praise your child for a good job

12 Tips to Keep the Process Positive

(Healthy Children. org)

Toilet training is a big step in your child's development. Being supportive and positive throughout the potty-training process is key.

1. Choose your words wisely
2. Pick a potty chair
3. Be a role model
4. Know the signs
5. Think of toilet training as a toilet mastery
6. Make trips to the potty-chair a routine
7. Expect hesitancy
8. When toilet training starts, switch to big-kid underwear
9. Teach your child proper hygiene habits
10. Be precise with praise
11. Avoid a power struggle
12. Understand their fear

Potty Training Visual

<p>potty</p> 	<p>pull pants down</p> 	<p>pull down pull-up</p> 	<p>go to bathroom</p> 
<p>get toilet paper</p> 	<p>get a wipe</p> 	<p>wipe</p> 	<p>pull up pull-up</p> 
<p>pull pants up</p> 	<p>flush</p> 	<p>go to sink</p> 	<p>turn on water</p> 

Resources to help children be excited about going on the potty!

Books (Examples)


- ❖ P is for Potty-Sesame Street
- ❖ Paw Patrol-Potty Time-Potty training sound book
- ❖ Daniel Goes to the Potty (Daniel Tiger's Neighborhood)

Videos (Examples)

- ❖ Sitting on The Potty-Super Simple Songs
https://www.youtube.com/watch?v=_RQFMyof650
- ❖ Baby Shark-Potty Song
<https://www.youtube.com/watch?v=nx3e8XenabQ>

Attendance and Tardies

- **Arrival and Dismissal Procedures**
 - Doors open at 7:45
 - Student Dismissal is at 2:30
 - All students must be picked up by someone on the emergency card who is 18 years of age or older, and have an ID with them.
- **Consecutive Absences**
 - More than 10
- **Excessive Tardies**
 - Communication to Parents/Guardians
 - Instructional Day is interrupted
 - Not Applicable if the buses are late
- **Review of the Early Childhood Handbook**






Join Our Social Media Pages!




- Facebook and Instagram
 - Important Information
 - Curricular Activities that you can do at home
 - Photos from Our School Events



Changes in your Information

- If you have a change with your address, email, phone numbers, or emergency contact information, please call the office staff to make an appointment.



Important Calendar Information

- January:
 - 19th: School Spirit Day
 - 31st: Snowball Dance
- February:
 - Feb 1st: Gertrude Hawk Fundraiser
 - 5th-9th: "Soup"er Bowl Canned Food Donations
 - 9th: Wear your Favorite Sports Jersey or Shirt
 - 14th: Wear Red or Pink for Valentine's Day
 - 16th: Pajama Day!
 - 19th: President's Day: Schools Closed
 - 29th: Leap Day! Wear Green like a Frog
- March:
 - 4th-8th: Read Across America
 - Guest Reader Dates and Activities TBD
 - 13th: Parent Teacher Conferences 5:00-7:00 pm
 - 12:15 Dismissal
 - 14th: Parent Teacher Conferences 1:20-2:35 pm.
 - 12:15 Dismissal
 - 28th: Early Dismissal 12:15
- Spring Break
 - March 29-April 5

Thank You For Your Time!

- Questions?
- Please take the survey



Thank
You