

James J. Flynn School



Coffee with the Principal
March 27th, 2024



Good Morning Parents!

!Buenos dias padres!



Today's Topics:

Agenda

- From the Principal's Corner
 - NJSLA Dates
- From the Home School Liaison Corner
 - Parent Portal
 - Attendance
- From the School Counselor Corner
 - NJsSLA: Test Taking Technique



Good Morning Parents!

!Buenos dias padres!



Important Dates:

- Spring Break!
- Friday, March 29th until Friday, April 5th
- School re-opens Monday April 8th
- Parent Teacher Organization:
 - Meeting: April 11th 6:00 p.m. – 7:00 p.m.
 - Student Movie Night: Friday, April 19th 6:00 p.m. – 8:00p.m.
- NJSLA Testing: April 29th– May 6th





PARENT PORTAL




**Student
Attendance**



Grades



**Make changes
to parent
information**





NJSLA: State Test

- What is the NJSLA?
 - New Jersey Student Learning Assessment
 - An assessment given to students grades 3rd to 11th to assess their learning.





NJSLA is . . .

- Aligned to the standards.
- A comparison tool.
- Used to help with curriculum decisions.

NJSLA is not . . .

- Considered for placement.
- Used for retention.
- The only measure we value.
- A way of defining students and/or their abilities/talents.



Subject	Grade	Unit 1	Unit 2	Unit 3	Unit 4	Total Test Time
ELA	3	75 minutes	75 minutes	N/A	N/A	2.5 hours
ELA	4-9	90 minutes	90 minutes	N/A	N/A	3 hours
Mathematics	3-8	60 minutes	60 minutes	60 minutes	N/A	3 hours
Alg 1, Geo, Alg 2	8, 9	90 minutes	90 minutes	N/A	N/A	3 hours
Science	5,8	45 minutes	45 minutes	45 minutes	45 minutes	3 hours
Science	11	60 minutes	60 minutes	60 minutes	60 minutes	4 hours



NJSLA: State Test

- Dates of Assessment:
 - Begins April 29th
 - April 29th and April 30th – ELA
 - May 1st, 2nd, and 3rd – Math
 - May 5th and 6th– Science only 5th grade



What is on the test?

ELA Tasks

Narrative

Passage lengths vary. More than 1 passage for comprehension.

Grade 4&5 could have paired passages.

Questions on Vocabulary:
Context Clues
Figurative Language

Questions focus on **Story Elements**

Narrative writing task is somehow connected to what they read.

Research Simulation**

Grade 3:
2 Texts

Grades 4&5:
3 Sources

Questions may focus on **Vocabulary & Main Idea**

Questions may focus on **Text Structure & Organization**

Essay is based on texts/sources provided.

Literary Analysis

Passage lengths vary. More than 1 passage for comprehension.

Passages can be any type of Literature including Poetry.

Questions focus on **Vocabulary & Story Elements**

Essay is based on texts/sources provided.

What is on the test?

Sample Question: RST: EBSR: Vocabulary

GRADE 3 ELA/LITERACY - UNIT 2 / UNIT 2 / 1 OF 7

Today you will do some research on animals and their natural environments. First, you will read an article about wolves in Yellowstone National Park. Then you will read an article titled "The Missing Lynx." As you read these sources, you will gather information and answer questions about animals and their environments so you can write a response.

Read the article "A Howling Success." Then answer the questions.

A Howling Success

by Gerry Bishop

1 In Yellowstone National Park, a gray wolf sends its eerie call into the wild. You might say that it's howling for joy.

2 When you look at this photo and think about wolves, what words come to mind? Wild? Scary? Awesome?



Part A

What is the meaning of the word **thriving** as it is used in paragraph 14 of the article?

- ☐ A. watching
- ☐ B. hunting
- ☐ C. doing well
- ☐ D. having fun

Part B

Which phrase from the article helps the reader understand the meaning of the word **thriving** ?

- ☐ A. "... scattered among 11 packs ..." (paragraph 14)
- ☐ B. "Elsewhere in the west ..." (paragraph 14)
- ☐ C. "... made an amazing comeback ..." (paragraph 14)
- ☐ D. "... are the animals truly safe ..." (paragraph 15)



What is on the test?

Sample Question: Narrative: EBSR: Figurative Language

GRADE 3 ELA/LITERACY - UNIT 3 / UNIT 3 / 1 OF 9

Today you will read the story "A Once-in-a-Lifetime Experience." Pay close attention to the actions of the characters and the events in the story. Answer the questions to help you prepare to write a narrative story.

Read the story "A Once-in-a-Lifetime Experience." Then answer the questions.

A Once-in-a-Lifetime Experience

by Sandra Beswetherick

- 1 It was my idea to invite Derrick, the new kid in our neighborhood, on our annual father-and-son weekend trip. Derrick had never been camping or fishing.
- 2 "Great idea!" Dad said. "It'll be a once-in-a-lifetime experience for him, one he'll never forget."
- 3 Dad and I didn't realize how true that would turn out to be.
- 4 The car blew a tire on the way to our campsite. Not an impressive start.
- 5 "A minor setback, that's all," Dad said as Derrick and I tumbled out of the car to help.
- 6 It was dark by the time we reached the campsite, got the boat into the water, and set up the tent. There was a stiff, icy breeze

Part A

Read paragraph 14 from the story.

Maybe the cola was warm, or maybe it had been jostled too much, because when Dad opened it, that bottle erupted like Mount Vesuvius. Cola overflowed like lava. Dad dropped the bottle. It rolled across the tent floor spewing its contents, and we ended up perched on our sleeping bags like castaways adrift in a cola sea.

What does **that bottle erupted like Mount Vesuvius** mean as used in the paragraph?

- ☐ A. The cola bottle was open and floating in the water.
- ☐ B. The cola was bubbling and spilling out.
- ☐ C. The cola bottle was moving around.
- ☐ D. The cola was hot.

Part B

Which detail from paragraph 14 supports the answer to Part A?

- ☐ A. "... the cola was warm ..."
- ☐ B. "... jostled too much ..."



What is on the test?

NJSLA Math

01.

Units & Timing

Structure for timing

02.

Content Covered

Grade Level Content Standards

Major Content

Supporting Content

Mathematical Practices

03.

Types of Questions

Content

Reasoning

Modeling

04.

Sample Questions

Examples problems



What is on the test?

Math Units

2 Days of Testing

2 Units Day 1

1 Units Day 2

60 Minutes



What is on the test?



Math Content

New Jersey Student
Learning Standards



**NJSLS
Math**

Major Work in Grades K-2

Concepts will be built upon these topics

K-2

Addition and subtraction – concepts, skills, and problem solving; place value

Highlights of Major Work in Grades 3-5

3-5

Multiplication and division of whole numbers and fractions – concepts, skills, and problem solving

REQUIRED FLUENCIES

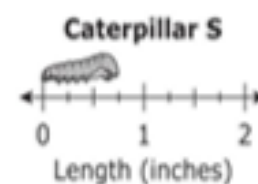
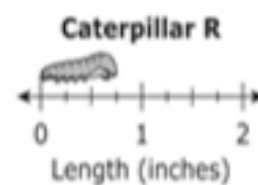

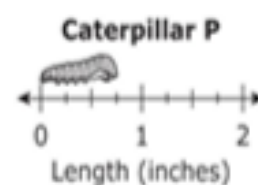
- K:** Add/Subtract w/in 5
- 1st:** Add/Subtract w/in 10
- 2nd:** Single-digit sums and differences w/in 20 from memory
Add/Subtract within 100
- 3rd:** Single-digit products and quotients w/in 100 from memory
Add/Subtract within 1,000
- 4th:** Add/Subtract within 1,000,000
- 5th:** Multi-digit multiplication



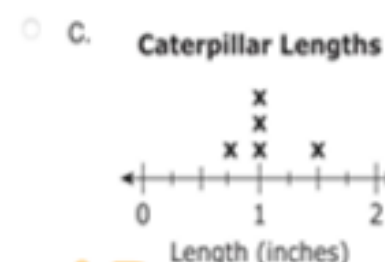
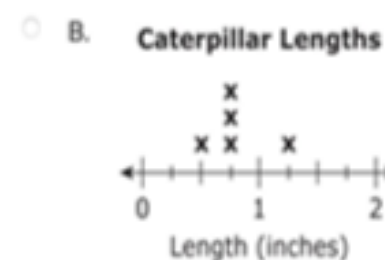
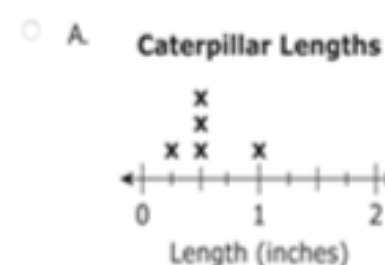
What is on the test?

Type 1: Content

A student measures the lengths of five caterpillars for a science project.



The student uses the measurements to make a line plot. Which line plot is correct?



Selected Response

Enter your answer in the box.

$$3,649 \times 6 = \boxed{}$$

Selected Response

Figure 1 is a rectangle with two sides covered in tiles.



Figure 1

Which equation shows a way to find the area of Figure 1?

- ☐ A. $5 \times 6 = 30$
- ☐ B. $5 \times 7 = 35$
- ☐ C. $6 \times 6 = 36$
- ☐ D. $6 \times 7 = 42$

Technology-Enhanced Constructed Response

Drag and drop each number that is a multiple of 8 into the box.

1 2 4 8 20 24 36 58 64 80

Multiples of 8



What is on the test?

Only for 5th grade students

NJSLA Science

01.

Units & Timing

Structure for timing

02.

Content Covered

Cumulative Standards
3 Domains Covered

03.

Types of Questions

Multiple Choice
Technology Enhanced Items
Constructed Response

04.

Sample Questions

Examples problems
In Item Clusters



Test Taking Tips

Good Practices in Test Taking

- Eat a good, HEALTHY breakfast.
 - Fuel for thought – protein!
 - Get a 8 hours of sleep.
 - No texting/IMing/talking into the middle of the night.
 - Take your time but pace yourself.
 - Attempt every question. Mark the ones that you don't know and come back later.
- *** Make sure to skip that number on your answer sheet too.
- **Eliminate** all of the choices that you know can't be right.





Test Taking Tips

TEST PREP TIPS

MAKE SURE YOUR CHILD GETS PLENTY OF SLEEP

MAKE SURE YOUR CHILD EATS A HEALTHY BREAKFAST

HAVE YOUR CHILD DRESS COMFORTABLY

TRY TO MAKE THE MORNING ROUTINE NON-STRESSFUL

ARRIVE ON TIME

ENCOURAGE THEM TO TRY THEIR BEST





Practice Questions can be found here:

- Go to Google and type in **“NJSLA Sample Questions”**



njsla sample questions



All

Images

Videos

Shopping

News

More

Tools

Pdf

And answers

Grade 7

Grade 6

Grade 5

Grade 4

Grade 3

2021

ELA

About 62,700 results (0.43 seconds)



New Jersey Assessments Resource Center

<https://nj.mypearsonsupport.com> › practice-tests



Practice Tests - New Jersey Assessments Resource Center

Practice Tests. Do you want to know what taking the **New Jersey** Student Learning



Practice Questions can be found here:

2. It will bring you to this screen. Click on English, Math, or Science.



New Jersey Assessments Resource Center

Home

Technology Setup

Educator Resources

Parent Resources

NJGPA

Start Strong

Broadcasts

Practice Tests

Do you want to know what taking the New Jersey Student Learning Assessments (NJSLA) and the New Jersey Graduation Proficiency Assessment (NJGPA) is like? A practice test for each grade and subject is available below for you to use to familiarize yourself with the kinds of items, tools and format used for the tests.

NJSLA Practice Tests

[View NJSLA English Language Arts Practice Tests »](#)

[View NJSLA Math Practice Tests »](#)

[View NJSLA Science Practice Tests »](#)

NJGPA Practice Tests

[View NJGPA English Language Arts Practice Tests »](#)

[View NJGPA Math Practice Tests »](#)



Practice Questions can be found here:

3. Click on the grade level and begin the sample test. 😊

ELA Writing Rubrics Grades 3-High School

Grade 3

Grade 4

Grade 5

Grade 6

Grade 7

Grade 8

Grade 9



Practice Questions can be found here:

3. Click on the grade level and begin the sample test.



Grade 4			
This set contains all three tasks, the Narrative Writing Task, the Research Task, and the Literary Analysis Task.			
Computer-Based Practice Test Unit 1: Literary Analysis Task (LAT)	Computer-Based Practice Test Unit 2: Research Simulation Task (RST)	Computer-Based Practice Test Unit 3: Narrative Writing Task (NWT)	Paper-Based Practice Test (all units)
Grade 4 ELA - Unit 1 »	Grade 4 ELA - Unit 2 »	Grade 4 ELA - Unit 3 »	Paper-Based Practice Test (all units) »
Grade 4 ELA - Unit 1 (ASL) »	Grade 4 ELA - Unit 2 (ASL) »	Grade 4 ELA - Unit 3 (ASL) »	Paper-Based Practice Test Answer Document (all units) »
Grade 4 ELA - Unit 1 (Closed Captioning) »	Grade 4 ELA - Unit 2 (Closed Captioning) »	Grade 4 ELA - Unit 3 (Closed Captioning) »	Large Print Paper-Based Practice Test (all units) »
Grade 4 ELA - Unit 1 (TTS) »	Grade 4 ELA - Unit 2 (TTS) »	Grade 4 ELA - Unit 3 (TTS) »	Braille Ready File (.brf, all units) »
Grade 4 ELA - Unit 1 (ScreenReader) »	Grade 4 ELA - Unit 2 (ScreenReader) »	Grade 4 ELA - Unit 3 (ScreenReader) »	Braille Special Instructions »
Grade 4 ELA - Unit 1 (Non-ScreenReader) »	Grade 4 ELA - Unit 2 (Non-ScreenReader) »	Grade 4 ELA - Unit 3 (Non-ScreenReader) »	



Practice Questions can be found here:

3. Link to the sample test questions:

- <https://nj.mypearsonsupport.com/practice-tests/>

Good Luck!
😊

Thank you!

